


Message to Parents

This pamphlet has been designed to compliment the B.U.S. Riders program. Please take the time to go over it and reintroduce these concepts to your children. Our bus drivers have been trained to deliver the children safely to and from school but this is a team effort which requires the help of all involved. Thank you for participating and if you have any questions regarding school safety, please feel free to contact the school district office.

Time for School

- **Please be on time.** Give yourself plenty of time to reach the bus stop. Leave your home about five minutes early. Walk, don't run.
- **Walk safely.** Stay on the sidewalks or, if there are none, walk on the left side of the road facing oncoming traffic. Cross streets only at intersections or crosswalks.




Waiting



- **Be patient.** Running around and playing is okay for the playground, but not the bus stop. Stay on the side of the road or sidewalk while you wait for the bus. Traffic often is heavy in the morning, and you could be hurt or cause an accident if a car is forced to stop quickly for you.
- **Respect property.** It is not polite to run across people's yards, climb their trees, etc. Please stay at the bus stop.


Boarding the Bus



- **Form a line.** Wait your turn to get on the bus. Pushing or shoving may cause someone to get hurt. If you have to cross the street while the bus is stopped, cross carefully. (Sometimes motorists don't see you, and you could get hurt.)
- **Move along.** Step quickly and use the handrail when you are entering or leaving the bus. Watch your step.
- **Sit down.** Go directly to your seat and sit down. Waiting for a friend to get on before you take your seat can cause unnecessary delays.


The Ride

- **Share your seat.** Don't save a spot for a friend, but keep the seat open for anyone who wants to sit down. (You'll have plenty of time to talk to your friends once you get to school.)
- **Please be quiet.** The driver needs your help and he may have trouble concentrating if there is too much noise in the bus. Stay in your seat.
- **Keep the aisles clear.** Nothing...books, bags, and any other objects...should block the aisle. Do not stand in the aisle. If the driver is forced to make a quick stop, you could be hurt or hurt others around you.
- **Keep everything inside.** If the driver lets you open the windows, keep your hands, arms and head inside. Throwing things out of the windows can cause an accident.




School Bus Rider's Guide

Getting Off



- **Stay clear.** Keep away from the side of the bus. If you must cross the street, cross in front of the bus. But, first wait for an "all clear" signal from the driver before you leave the curb. Look both ways before crossing.

Crossing the Road



- **Be organized.** Be ready to leave when you reach your stop. Try not to keep the driver and the other bus riders waiting while you gather up your books and other belongings.

- **Stay seated.** Wait until the bus has stopped completely before you get up from your seat. Always let the people in the front of the bus get off first.


- **Avoid pushing.** You'll get out faster if no one shoves or pushes. As well, chances are better that no one will trip and fall, causing delays.


- **Leave immediately.** After you get off the bus, leave the area quickly so that you are out of the way of other buses bringing more children to school.

- Take 10 giant steps along the front of the bus
- Look up at the driver
- Wait for the driver to signal you to cross the road
- Walk smartly across the road - remember to always walk
- Always cross in front of the bus. Never behind the bus

It's Up To You

If an emergency situation arises, you can help by staying calm. Listen to the driver and follow instructions.



New  Nouveau
Brunswick
Department of Education
Pupil Transportation Branch
P.O. Box 6000
Fredericton, N.B. E3B 5H1

B.U.S.* Riders
* (**B**eginning to
Understand **S**afety)